

Omslag for håndtegninger

Sketch Sheet Folder

Dato Date	**Emnekode** Subject code	**Kandidatnr.** Candidate no.	**Antall ark** Number of sheets

For administrasjon: ☐ Kontrollert ☐ Skannet ☐ Lastet opp ☐ Verifisert

Merknader:

1

Navigér til riktig oppgave.
Finn oppgavekoden nederst i oppgaven.

Open the correct question.
Find the question code in the question footer.

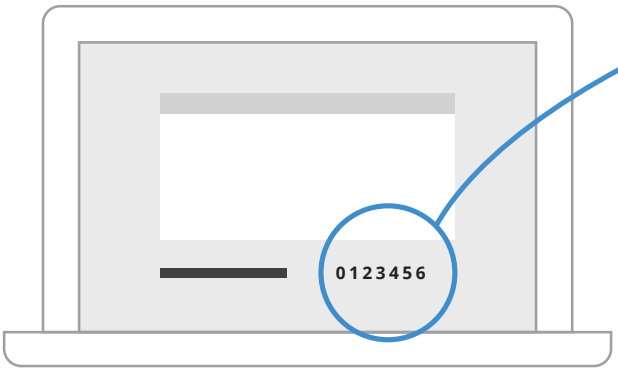

2

Skriv oppgavekode og sidenummer på hvert ark.
Fyll ut alle felter, ett siffer per rute.

Write the question code and page no. on every sheet.
Fill in all fields, one digit per box.

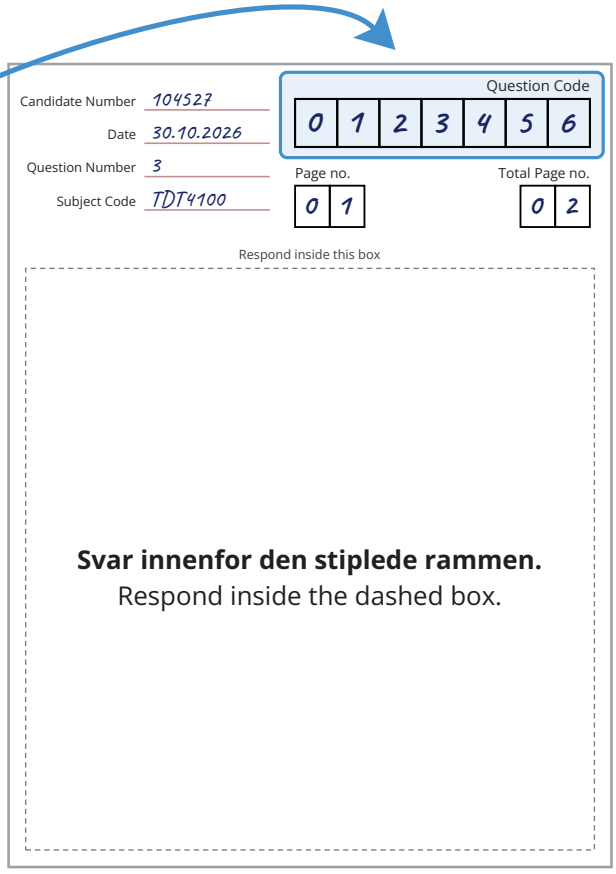

Riktig. Correct.

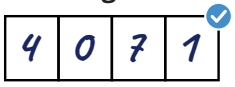

Ett tydelig siffer per rute
One clear digit per box

Feil. Wrong.



Utenfor ruten
Outside the box

To i én rute
Two in one box

Overstrøket
Crossed out

For lite
Too small



Skriv tydelig med mørk penn.
Write clearly with a dark pen.

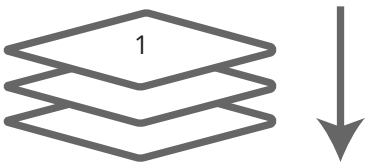

Lever alle ark i den rekkefølgen de skal leses.
Første skisse øverst.

Hand in sheets in their natural order.
First sketch on top.

Ferdig?

Legg dine håndtegninger her, lukk dette omslaget
og levér det inn før du forlater lokalet.
Legg igjen ubrukte skisseark på pulten.

Done?

Place your sketches here, close this folder and
hand it in before leaving the exam premises.
Leave unused sketch sheets at your desk.



Gi oss din tilbakemelding. Give us feedback