



[Delsjön](#), Gothenburg, Sweden. Photo by [Jonas Jacobsson](#)

Inspera Assessment was updated January 8th 2021

Happy New Year and welcome to our **Q1 Release Webinar 11th of March**. Join us for a walk-through of new features and improvements released in January, February and March 2021. [Register here](#)

We are in the process of updating the [Inspera Public Roadmap for 2021](#). Visit the board for more information about planned features, to vote and submit ideas.

Scheduled for release in the near future:

- Include received bands and criteria in student report
- Support for OpenID connect SSO
- Extend Options API to support setting grading workflow through API
- Add support for creating and administering committees on a test using test API
- Activate test using test API

Have a great weekend!

The Inspera Team

Heads up

Two Inspera products have new names

- Inspera SEB is now called [Inspera Exam Delivery](#) (Login required)
- Inspera Remote Exam is now called [Inspera Smarter Proctoring](#)

Moving Swedish support pages to general Inspera Help Center

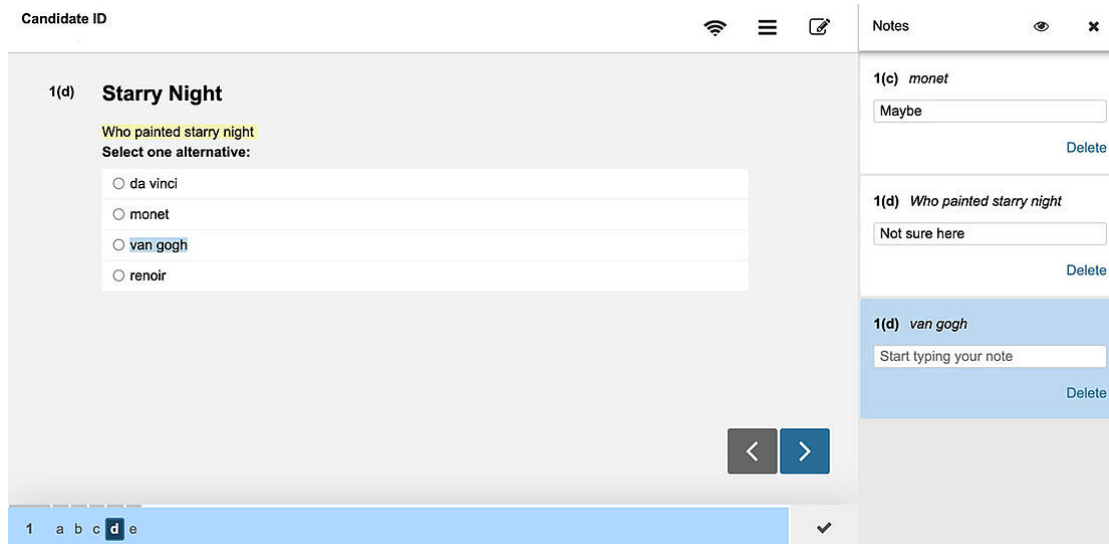
We are continuously working to improve our Help Center, and the next step is to restructure the Swedish content. [Inspera Help Center Svenska](#) category will be removed, and the Swedish articles pertaining to the category will be integrated into our main [Help Center](#). Users can now easily find the information they need in one place. This will take place in the February release.

New features in this release

Allow students to make private notes during exams

In Beta. Activation via [Service Desk](#) required

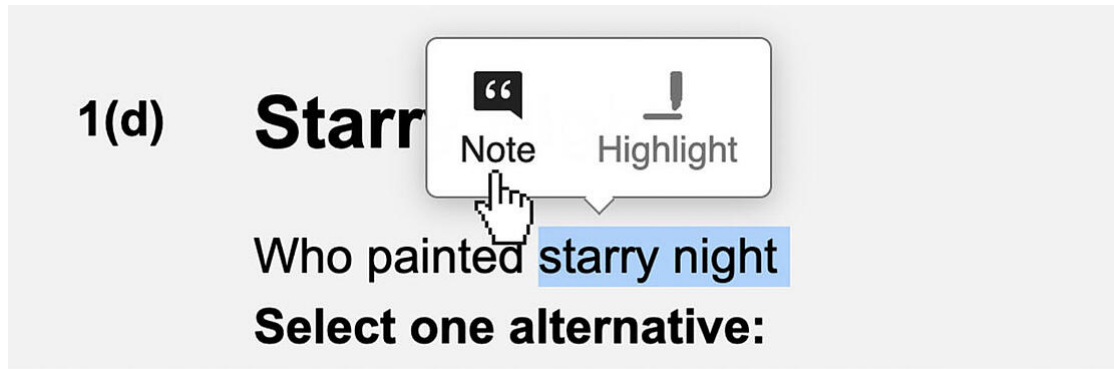
The new feature called [Notes](#) (NO: Egne notater SE: Egna anteckningar) allows students to annotate and highlight text during exams within the student interface.



The new Notes panel for students lists all notes sorted by their location in the question set. Clicking a note navigates directly to the annotated text.

Highlights

- Notes are private to the student and completely hidden from planners, graders and invigilators at all times
- Notes are only available to students during the test, not post-submission
- In group exams, notes are shared between members of the group
- Notes include offline resilience, accessibility colors and font sizes
- Text in response fields, PDF panels, additional resources, equations and media can not be annotated
- Notes should not be enabled in tests where restricted navigation rules apply



By selecting text in questions or alternatives, the Note menu appears

There are currently some known limitations, as stated in the [documentation](#). Therefore, we are inviting customers with test tenants to test this functionality and give feedback.

[Learn more about Notes](#)

Student report: The new home for results and feedback

In Beta. Activation via [Service Desk](#) required. Marking 2.0 required.

Inspira Assessment currently offers a range of information types that can be shared with students (Final grade, total score, submission, answer keys and explanations, etc), and additional ways to provide feedback such as criteria marks, reusable comments, banded marks and marks per question are in the making.

The new [Student Report](#) unifies all types of test outcomes into a single, printable page, enabling students to get a better overview and understanding of their results.

Student Reports / 0001 / 1e
Jens » Planner » Marking team
Alignment completed
Shared marking / All conflicts resolved
Options
View report as candidate 0001

Student report

WORKSPACES

Inspera assessment

MED100

Candidate

0001

Comments

Marks

Print

Comments

Visible to 0001 when marking is confirmed

In Answer 1b / Posted to Candidate

Bianca Tran Thursday, January 7, 2021 3:57 PM

Doric, Ionic, and Corinthian orders

Very nice!

View in submission

The new student report is available to planners and graders at all times, and to students when marking has been confirmed

Graders and planners can benefit from the report in a number of ways:

- View all results for a student in one place, also during the marking process
- Use the *View as candidate* toggle to easily see what information is actually shared with the candidate at any given time
- Understand which results will be automatically published in the future based on events such as *Marking confirmed*

Marking 2.0 [Learn more](#)

Enable Marking 2.0 on this test

Student report

In beta. Allow students to review results in the new student report. [Learn more](#) [Preview](#)

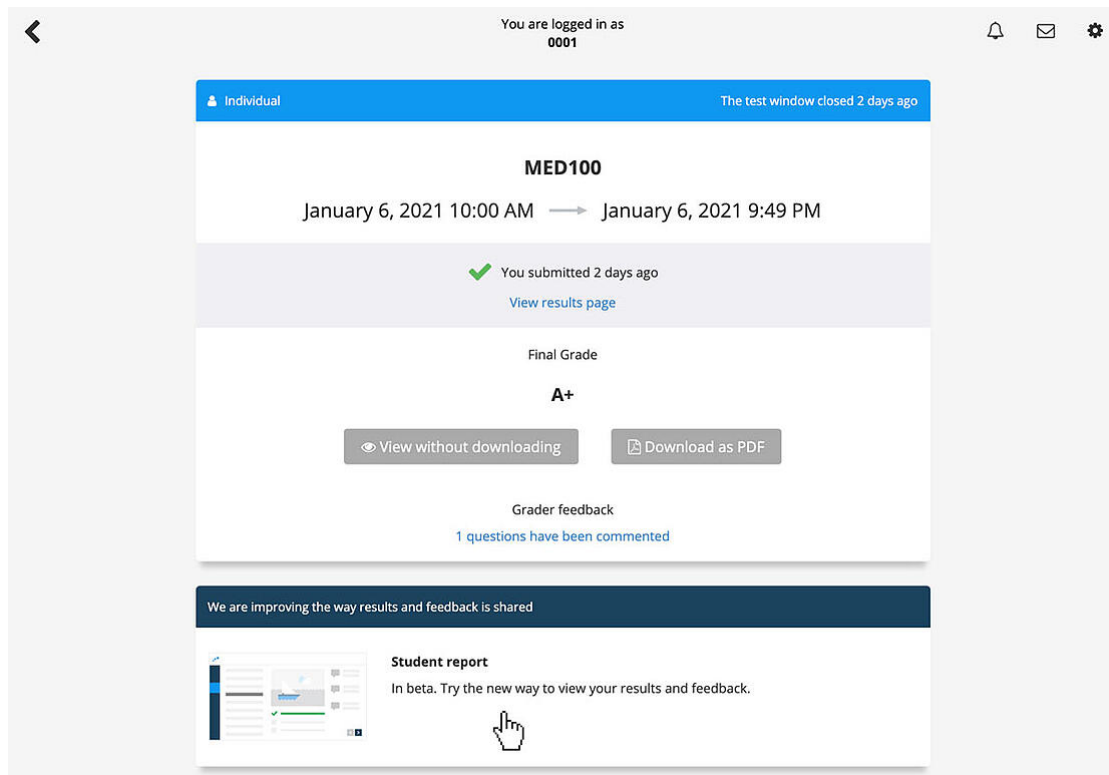
Enable Student Report

When activated on your account, the Student Report becomes available in test settings as an additional option under Marking 2.0.

Student access to the report and information within it

All existing information on student dashboard is still visible as today, and the new report only includes information that is already being shared by the planner via existing test settings and routines.

When marking is confirmed, a link to the report will appear on the student dashboard. By clicking on the report card, students are directed to the Marking tool, where the report is visible in the new Student mode of Marking 2.0



The report link is displayed below existing results. No other changes has taken effect in the Student Dashboard.

To enable Student Reports, please contact [Service Desk](#) to activate on your account.

[Learn more about the Student Report](#)

Other improvements and bug fixes

- In Marking 2.0, we changed the behaviour for navigating adaptive tests upon feedback from various customers, when going to the next candidate, a jump to the first question will only happen if the current question is not available for that candidate.
- A new account configuration **DEFAULT_GRADING_SCALE** is available to set a default grade scale on an account. When enabled, all new tests created on that account will have that grade scale selected by default on newly

created tests. This configuration requires activation, please contact our Service Desk in order to activate on your account.

For developers

Extended test options API:

Added “After test options” in v1/test/{testId}/options:

- AVAILABILITY_TO
- ENABLE_POST_FULL_SUBMISSION_REVIEW
- ENABLE_INSTANT_POST_SUBMISSION_REVIEW
- ENABLE_CANDIDATE_OWN_SUBMISSION_DELETION
- HIDE_RESULT_PAGE
- SHOW_TOTAL_MARKS_ONLY
- PUBLISH_FINAL_GRADE
- ENABLE_NOTIFICATION_ON_GRADING_COMPLETE
- SHARE_ANNOTATIONS_WITH_STUDENTS
- COMMENTS_SETTINGS
- PUBLISH_FINAL_GRADE_DATE
- ENABLE_POST_SUBMISSION_REVIEW

SSO using GOOGLE:

Restricted login access with Google SSO to specific realms

This feature will allow schools to restrict login to specific google accounts, for instance login with “@inspera.no” will be allowed while all other accounts, such as “@gmail.com” will be stopped. NB: Needs activation.

New API endpoints:

API endpoint /v1/test/{testId}/events for export of test events

Asynchronous API that will return pre-assigned url to download JSON file with all students and all events registered on a student during the test. Events can be anything from lost internet connection, added extra time or detection of cheating attempts.

API endpoint /v1/test/{testId}/vdi for customers using VDI solution

Asynchronous API that will return a list of all candidates on the test with individual VDI URLs

General API improvement:

Added possibility to use test externalID field instead of Inspira testID as API path parameter on all v1/test APIs