



Whitsunday Islands, Queensland, Australia. Photo by [Sofia Cerqueira](#)

Inspera Assessment was updated November 6th 2020

The leaves are decorating the ground rather than the trees in Scandinavia this time of year. We hope that you are well, and that you are coping with the ongoing pandemic in best way possible.

In this email

- New features
- Now in beta
- Other improvements

- New APIs

Please note that there will be no release webinar until December. We are gathering live demos of new functionality from October, November and December into an expanded webinar coming after the December release.

[Sign up for the Q4 release webinar on December 10th](#)

Flash forward

The following key improvements are planned for the **December release**:

- New preloader for candidates improving user experience when internet connection is slow
- Question weight adjustment and removal in Marking 2.0
- General release of Turnitin plagiarism check
- APIs
 - Additional features in test/options API
 - New feature to users/admin API to add user roles *Extended access* and *Administrator*
 - Handle committees through APIs
 - Adding function to test/appeals API to handle tests without appeal committee.
 - New API for creating organisational units will be released in Beta version. Full release expected Q1 2021

Have a great weekend!

The Inspira team

New features in this release

Import questions from Moodle and Canvas

Activation required.

You can now convert questions from Moodle and Canvas to the [IMS QTI 2.1](#) format, which you can then import to Inspira Assessment.

Supported question types are Essay, Multiple Choice and Multiple Response.

[Learn more.](#)

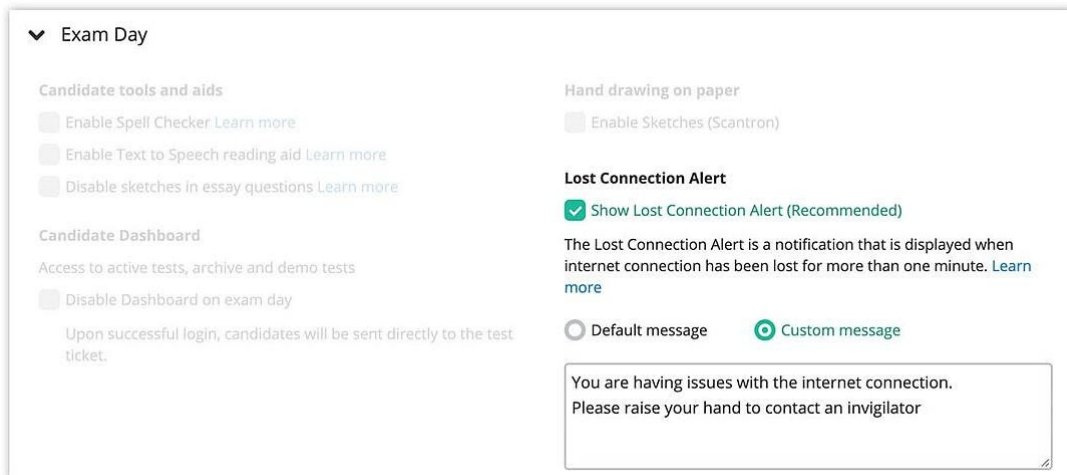
Configure Connection Lost messages per test

All plans. No activation required.

Support for tests in environments with little or no internet is continuously expanding in Inpera Assessment. This is why we are now allowing planners to tailor the candidate user experience when internet connection is lost for more than one minute:

- Show or hide Connection Lost messages completely
- Customise the message / instructions to candidates

The new option is located under [Exam Day settings](#).



The screenshot shows the 'Exam Day' settings panel. It is divided into several sections:

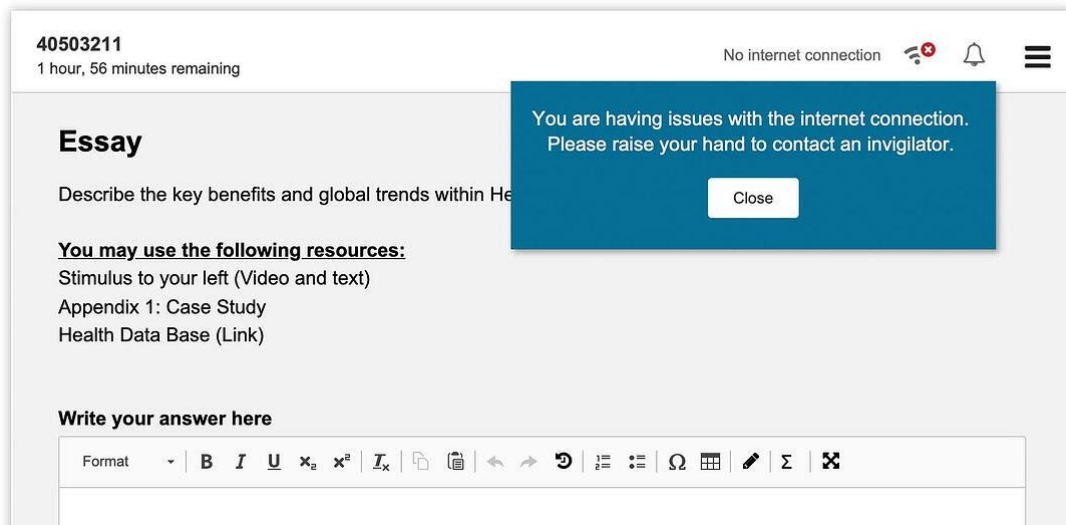
- Candidate tools and aids:** Includes three toggle switches: 'Enable Spell Checker Learn more', 'Enable Text to Speech reading aid Learn more', and 'Disable sketches in essay questions Learn more'.
- Hand drawing on paper:** Includes a toggle switch for 'Enable Sketches (Scantron)'.
- Candidate Dashboard:** Includes a toggle switch for 'Disable Dashboard on exam day' with a sub-note: 'Upon successful login, candidates will be sent directly to the test ticket.'
- Lost Connection Alert:** This section is highlighted. It features a checked toggle for 'Show Lost Connection Alert (Recommended)'. Below this is a description: 'The Lost Connection Alert is a notification that is displayed when internet connection has been lost for more than one minute. Learn more'. At the bottom of this section are two radio buttons: 'Default message' (unselected) and 'Custom message' (selected).

Below the 'Custom message' radio button is a text input field containing the following text:

You are having issues with the internet connection.
Please raise your hand to contact an invigilator

As part of this improvement, **candidates will also notice some minor changes** to their header bar:

- Connection status is moved to the right side of the header, so that *Time remaining* is always visible to them
- The Connection lost message that is triggered after one minute without connection is now displayed as a blue popup message.

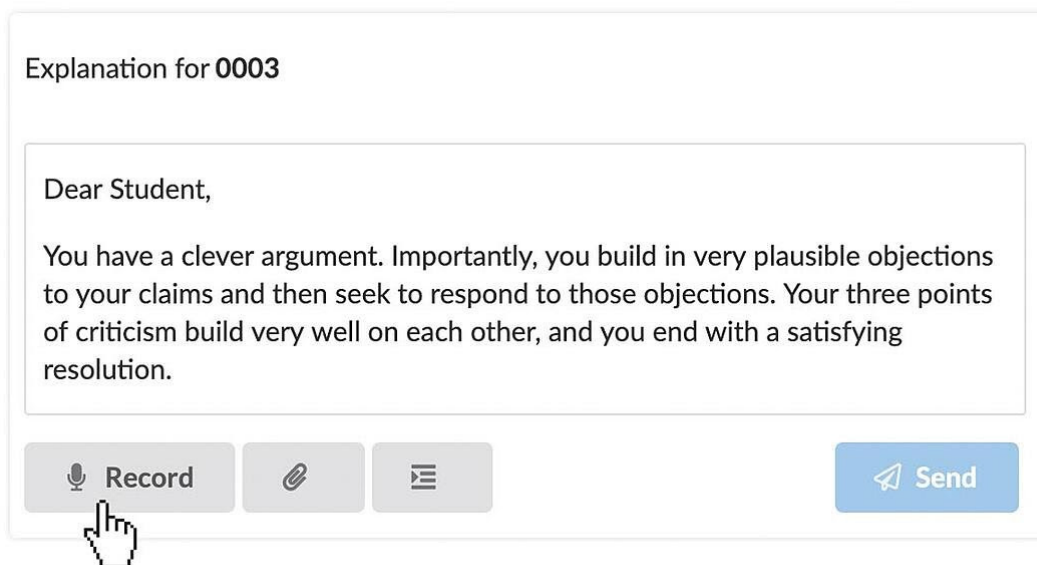


Record audio feedback in explanation of grades

All plans. Marking 2.0.

The Explanation of grade editor now allows graders to record audio feedback from within the new marking tool.

How it works



Assign questions and sections to individual graders

All plans. Marking 2.0. Shared marking only.

For tests and/or committees with shared marks enabled, it is now possible to assign questions and sections to specific graders within the test / committee.

Question assignment is enabled under Grading workflow > Collaboration settings:

Collaboration settings

Setting marks and grades [Learn more](#)

- Private marking and results alignment
Graders set marks and/or grades privately. Then they must share and align results before they can be confirmed.
- Require graders to align marks [New](#)
When selected, graders are required to set the same mark on each response to be able to confirm final grading.
- Shared marking
Collaborative marking and grading.

Question assignment [Learn more](#)

Only available in Marking 2.0 with Shared marking and multiple graders.

Enable question assignment

Sharing marks and grades with committee [Learn more](#)

- Allow completing Own Grades by committee
Recommended for committees with separate deadlines
- Require Own Grades to be confirmed across all committees
Recommended for committees with coinciding deadlines

Sharing and confirming across committees not supported in Marking 2.0. This feature is deprecated and will be removed in 2021. [Learn more](#)

Confirmation of marks and grades [Learn more](#)

- All graders must confirm
Require all graders to confirm Final Grades.
- One grader can confirm
Allow one grader to confirm Final Grades on behalf of all graders.

To assign questions, open Marking 2.0 > Options > Question assignment:

Question Assignment

Marking in progress

Shared marking / 0% completed

Options

WORKSPACES

Planner

Overview

Results

Settings

Threshold values

Question assignment

Number	Question name	Question type	Total marks
1	Ind	Section	28

Test settings related to question assignment include:

- Allow or deny graders to assign questions to each other
- Configure access to assigned questions: Allow Graders to only see and mark own questions, or view, but not mark other questions - or have full access to all questions regardless of assignee.

[Learn more about question assignments](#)

Use Bands and Criteria in all manually marked question types

All plans. Bands and Criteria requires activation.

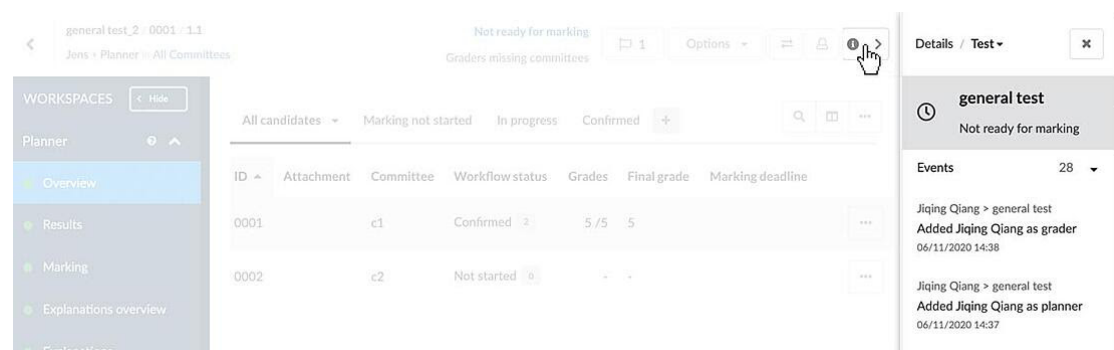
Bands and criteria allow graders to mark within categories/criteria and award marks using thresholds/bands per category. This feature has until now only been available

for Essay and Oral question types, but now it is available on all manually marked question types.

[Learn more about Bands and Criteria](#)

Event log now available in Marking 2.0

The new details panel can now be expanded from the right side of the screen in Marking 2.0. The first component added to the feature is the event log display. We are now providing all logs related to the test/current candidate/current question and will continuously work on displaying more user friendly log messages during upcoming development.



Clicking the info-icon will toggle visibility of the details panel containing the new log.

Additional test types now supported in Marking 2.0

Marking 2.0 now supports the following types of tests:

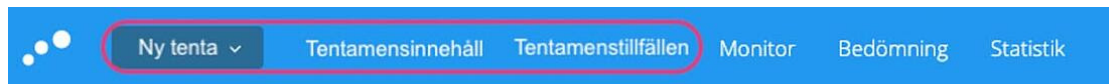
- Randomised order of questions
- Random pulling from section

When navigating between candidates within these test types, users will automatically be redirected to the first available question for current candidate.

Improved Swedish terms

After feedback from customers, we have updated some Swedish expressions in Inspera. This will have no effect on current functionality, and there will not be any

changes for the students. Only a few words will be different in the interface for admin users:



“Tenta” instead of “Prov”, as well as “Tentamensinnehåll” and “Tentamenstillfällen” instead of “Uppgifter” and “Prov” in the header for Swedish HE.



“Provinnehåll” and “Provtillfällen” instead of “Uppgifter” and “Prov” in the header for Swedish k12 (compulsory and upper secondary schools).

Filter by organisational units in user admin overview

Users with the administration role can now filter users based on organisational unit, giving them a better overview of the organisation. The new column “Unit” also shows the existing membership of each user in the list view.

Screenshot of a generic example:

The screenshot shows the 'Academy' user management interface. At the top, there are navigation tabs: Monitor, Grade, Report, and Admin. The user count is 1502, and there is an 'Add user' button. Below this, there are filters for Roles (All), Status (Active), and a dropdown for 'Default, ORG1, node1, nod...'. A search bar contains 'Search 117 units'. A dropdown menu is open, listing 117 units with checkboxes next to them: ORG1 (checked), ORG2, OUTest11, SubOrgUnit2, SubOrgUnit3, SubOrgUnit4, and SubOrgUnit5. A tooltip is visible over the table, listing a hierarchy of nodes: Default, node1 - Default, node3 - Default, node2 - Default, node2.3 - Default, node2, node1.2.1 - Default, node1, node1.2, node1.1 - Default, node1, node2.2 - Default, node2, node1.1.1 - Default, node1, node1.1, node1.2 - Default, node1, node2.1 - Default, node2.

Status	Unit
Active	55 units
Active	18 units
Active	11 units More
Active	node1 - Default, node3 - Default, node2 - Default, node2.3 - Default, node2, node1.2.1 - Default, node1, node1.2
Active	node1.1 - Default, node1, node2.2 - Default, node2
Active	node1.1.1 - Default, node1, node1.1
Active	node1.2 - Default, node1, node2.1 - Default, node2
Active	11 units
Active	11 units

Now in beta

Use Turnitin for plagiarism checks

Closed Beta. Activation includes a fee.

Integration with [Turnitin plagiarism tool](#) is now in closed beta, allowing planners to send plagiarism report requests automatically. Please note that customers within the European Economic Community (EEC) must have signed a Data Processing Agreement (DPA), including the Standard Contractual Clauses (SCC), with Turnitin LLC in the USA before starting to use the Turnitin integration for plagiarism control. Customers outside EEC must ensure compliance with local privacy legislation.

[Learn more about plagiarism reports in Inspera Assessment](#)

VDI - Allow external software as allowed resources in locked down exams

Closed Beta

Many institutions require external software tools during an exam. This has to be done in a safe and controlled manner. Virtual Desktop Environment (VDI) allows for

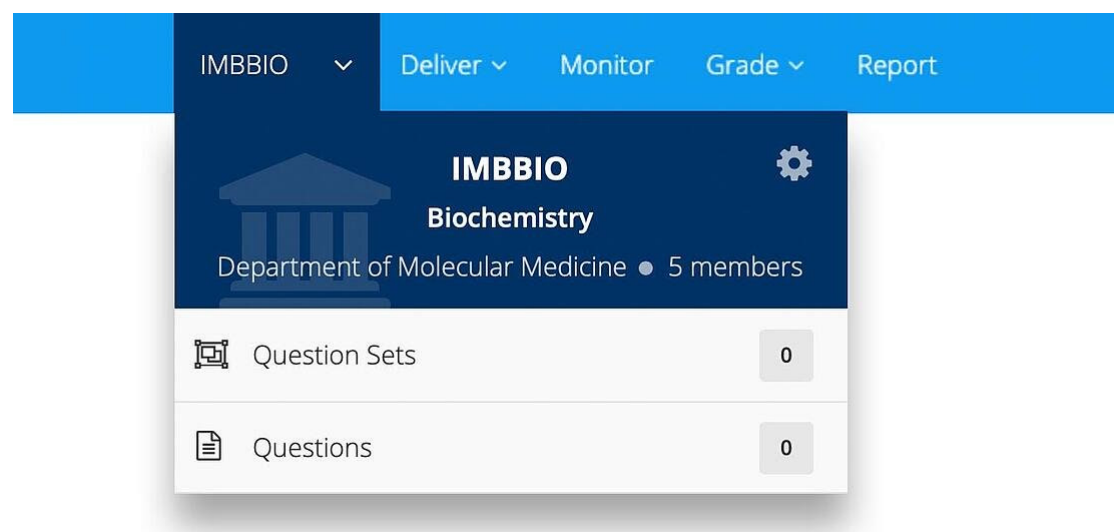
the possibility of using external software and tools (e.g. writing answers in Excel) during an exam then uploading the file into Inspira as an *Upload Assignment* question type. This is a service that requires the institution to provide a VDI, and activation in Inspira.

[Learn more](#)

Organise content in Item Banks

Closed Beta

We are now introducing Item Banks, offering more ways to organise and maintain control of content created in the Author tool. Think of Item Banks as a folder system where access is controlled centrally and the content is automatically shared between users in the connected organisation unit.



Item banks are accessed through the Author tool

We are continuing to develop and improve this functionality, but invite customers who have test accounts to join the beta testing.

[Learn more about Item Banks in Inspira Assessment](#)

Other improvements and bug fixes

- Marking: After receiving feedback that the issues indicator was too prominent in the user interface, we re-designed it so as not to cause unnecessary disruptions.
- Fixed issue with creation of duplicate users in case external ID already exists on another user. This issue affected customers creating users manually.
- Fixed issues with resubmission modal where it was not possible to use keys to set time and it was not possible to set minutes lower than minutes at current time.

For developers

New API to control test settings

A new API for controlling settings on a test [/v1/test/{testId}/options](#) is now in production. The following exam day settings are available:

- Spell checker activation
- SCAYT activation
- TTS activation
- Disable sketches in essay questions
- Disable dashboard on exam day
- Enable sketches (Scantron)
- Lock submissions when grading starts (Scantron)
- Enable VDI
- VDI url

Other API improvements:

- Added support for updating student information upon login where Single-Sign-On and SAML are used.
Activation required
- Updated [/v1/users/student](#) API with new field “globalReferenceID”. This field is used to identify student user across multiple tests in cases where the same student has unique user identification per test.

What do you think about this release note?

Feel free to provide feedback.

Inspira AS, Cort Adelers gate 30, Oslo, Norway 0254, +4723245100

[Unsubscribe](#) [Manage preferences](#)